
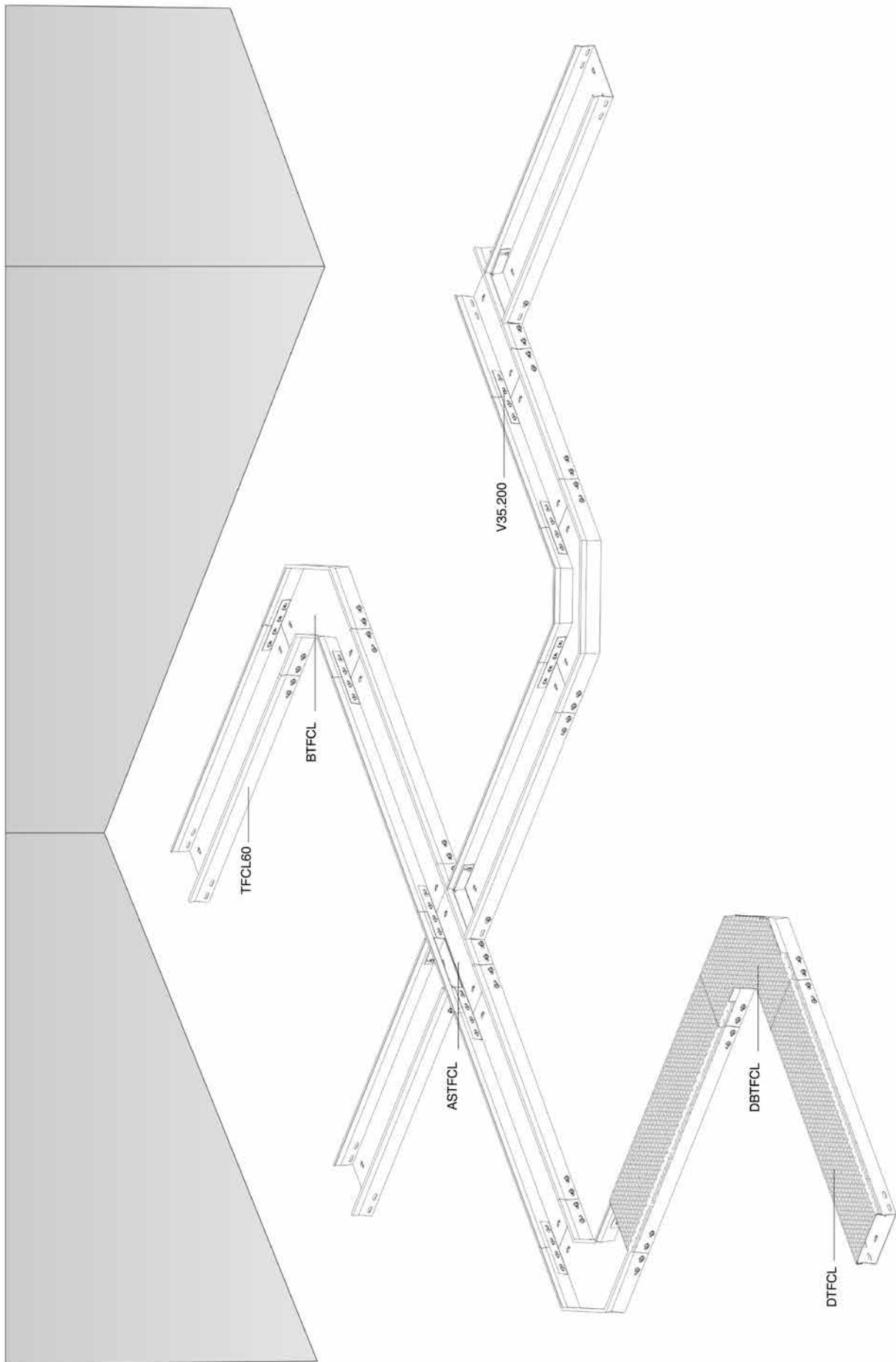


INDUSTRIAL FLOOR TRUNKING



INDUSTRIAL FLOOR TRUNKING

TFCL		
TFCL60	Industrial floor trunking	2-48
TFCL60S	TFCL with SIN	2-49
TFCL85	Industrial floor trunking	2-50
TFCL85S	TFCL with SIN	2-51
TFCL110	Industrial floor trunking	2-52
TFCL110S	TFCL with SIN	2-53
COVER		
DTFCL	Cover for industrial floor trunking	2-53
DGTFCL	Cover for industrial floor trunking	2-54
ACCESSORIES		
BTFCFL	Horizontal bend 90°	2-54
DBTFCL	Cover for horizontal bend	2-55
DGBTFCFL	Cover with holes for horizontal bend	2-55
ASTFCFL	Horizontal adapter 90°	2-56
JOINING PLATE		
V35.200	Joining plate	2-56
V60.200	Joining plate	2-57
V85.200	Joining plate	2-57



TFCL60

Industrial floor trunking

2



Non-perforated base
Return flanges

Standard finish	Pre-galvanised
Optional finish HD	Hot-dip galvanised
Optional finish PE	Coating

HD	Reference	↑ mm	↔ mm	↔ mm	↔ mm	kg/m	⊞	Stock	Unit
HD	TFCL60.100.200	60	100		3000	3.650	30		m
HD	TFCL60.150.200	60	150		3000	4.440	30		m
HD	TFCL60.200.200	60	200		3000	5.250	30		m
HD	TFCL60.250.200	60	250		3000	6.020	30		m
HD	TFCL60.300.200	60	300		3000	6.850	30		m

Fix with:

HD	V35.200	25	200	-	-	0.040	48	✓	piece
----	---------	----	-----	---	---	-------	----	---	-------

Application area: Industrial floor trunking is being used in surroundings where robots need to have a permanent freedom of movement and where people walk on the cable trays. For example, at production lines in the automotive industry.

TFCL60S

TFCL with SIN



Standard finish	Pre-galvanised
Optional finish HD	Hot-dip galvanised
Optional finish PE	Coating

HD	Reference	↑ mm	↔ mm	↔ mm	↔ mm	kg/m	⊞	Stock	Unit
HD	TFCL60.100.200S12	60	100		3000	4.161	30		m
HD	TFCL60.100.200S13	60	100		3000	4.161	30		m
HD	TFCL60.100.200S23	60	100		3000	4.672	30		m
HD	TFCL60.150.200S12	60	150		3000	4.951	30		m
HD	TFCL60.150.200S13	60	150		3000	4.951	30		m
HD	TFCL60.150.200S23	60	150		3000	5.462	30		m
HD	TFCL60.200.200S12	60	200		3000	5.761	30		m
HD	TFCL60.200.200S13	60	200		3000	5.761	30		m
HD	TFCL60.200.200S23	60	200		3000	6.272	30		m
HD	TFCL60.250.200S12	60	250		3000	6.531	30		m
HD	TFCL60.250.200S13	60	250		3000	6.531	30		m
HD	TFCL60.250.200S23	60	250		3000	7.042	30		m
HD	TFCL60.300.200S12	60	300		3000	7.361	30		m
HD	TFCL60.300.200S13	60	300		3000	7.361	30		m
HD	TFCL60.300.200S23	60	300		3000	7.872	30		m
Fix with:									
HD	V35.200	25	200	-	-	0.040	48	✓	piece

S12: one partition in the middle of the cable tray
 S13: one partition at right or the left of the cable tray
 S23: two partitions

TFCL85

Industrial floor trunking

2



Non-perforated base
Return flanges

Standard finish	Pre-galvanised
Optional finish HD	Hot-dip galvanised
Optional finish PE	Coating

HD	Reference	↑ mm	↔ mm	↔ mm	↔ mm	kg/m	⊞	Stock	Unit
HD	TFCL85.100.200	85	100		3000	4.430	30		m
HD	TFCL85.150.200	85	150		3000	5.230	30		m
HD	TFCL85.200.200	85	200		3000	6.030	30		m
HD	TFCL85.250.200	85	250		3000	6.830	30		m
HD	TFCL85.300.200	85	300		3000	7.630	30		m

Fix with:

HD	V60.200	50	200	-	-	0.080	48	✓	piece
----	---------	----	-----	---	---	-------	----	---	-------

Application area: Industrial floor trunking is being used in surroundings where robots need to have a permanent freedom of movement and where people walk on the cable trays. For example, at production lines in the automotive industry.

TFCL85S

TFCL with SIN



Standard finish

Pre-galvanised

Optional finish HD

Hot-dip galvanised

Optional finish PE

Coating

HD	Reference	↑ mm	↔ mm	↔ mm	↔ mm	kg/m	⊞	Stock	Unit
HD	TFCL85.100.200S12	85	100		3000	5.110	30		m
HD	TFCL85.100.200S13	85	100		3000	5.110	30		m
HD	TFCL85.100.200S23	85	100		3000	5.790	30		m
HD	TFCL85.150.200S12	85	150		3000	5.910	30		m
HD	TFCL85.150.200S13	85	150		3000	5.910	30		m
HD	TFCL85.150.200S23	85	150		3000	6.590	30		m
HD	TFCL85.200.200S12	85	200		3000	6.710	30		m
HD	TFCL85.200.200S13	85	200		3000	6.710	30		m
HD	TFCL85.200.200S23	85	200		3000	7.390	30		m
HD	TFCL85.250.200S12	85	250		3000	7.510	30		m
HD	TFCL85.250.200S13	85	250		3000	7.510	30		m
HD	TFCL85.250.200S23	85	250		3000	8.190	30		m
HD	TFCL85.300.200S12	85	300		3000	8.310	30		m
HD	TFCL85.300.200S13	85	300		3000	8.310	30		m
HD	TFCL85.300.200S23	85	300		3000	8.990	30		m
Fix with:									
HD	V60.200	50	200	-	-	0.080	48	✓	piece

S12: one partition in the middle of the cable tray

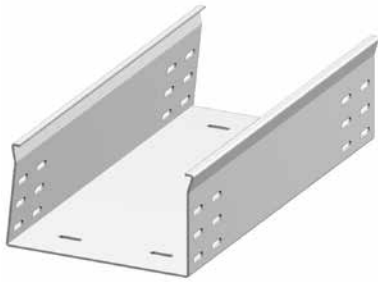
S13: one partition at right or the left of the cable tray

S23: two partitions

TFCL110

Industrial floor trunking

2



Non-perforated base
Return flanges


Standard finish	Pre-galvanised
Optional finish HD	Hot-dip galvanised
Optional finish PE	Coating

HD	Reference	↑ mm	↔ mm	↔ mm	↔ mm	kg/m	⊞	Stock	Unit
HD	TFCL110.150.200	110	150		3000	6.020	30		m
HD	TFCL110.200.200	110	200		3000	6.820	30		m
HD	TFCL110.250.200	110	250		3000	7.620	30		m
HD	TFCL110.300.200	110	300		3000	8.420	30		m
Fix with:									
HD	V85.200	75	200	-	-	0.130	48	✓	piece

Application area: The industrial floor trunking is being used in surroundings where robots need to have a permanent freedom of movement and where people can tread the cable trays. For example, at production lines in the automotive industry.

TFCL110S

TFCL with SIN



Standard finish	Pre-galvanised
Optional finish HD	Hot-dip galvanised
Optional finish PE	Coating

HD	Reference	↑ mm	↔ mm	↔ mm	↔ mm	kg/m	⊞	Stock	Unit
HD	TFCL110.150.200S12	110	150		3000	6.840	30		m
HD	TFCL110.150.200S13	110	150		3000	6.840	30		m
HD	TFCL110.150.200S23	110	150		3000	7.660	30		m
HD	TFCL110.200.200S12	110	200		3000	7.640	30		m
HD	TFCL110.200.200S13	110	200		3000	7.640	30		m
HD	TFCL110.200.200S23	110	200		3000	8.460	30		m
HD	TFCL110.250.200S12	110	250		3000	8.440	30		m
HD	TFCL110.250.200S13	110	250		3000	8.440	30		m
HD	TFCL110.250.200S23	110	250		3000	9.260	30		m
HD	TFCL110.300.200S12	110	300		3000	9.240	30		m
HD	TFCL110.300.200S13	110	300		3000	9.240	30		m
HD	TFCL110.300.200S23	110	300		3000	10.060	30		m

Fix with:									
HD	V85.200	75	200	-	-	0.130	48	✓	piece

S12: one partition in the middle of the cable tray
 S13: one partition at right or the left of the cable tray
 S23: two partitions

DTFCL

Cover for industrial floor trunking




Clippable cover.	
Standard finish	Pre-galvanised
Optional finish HD	Hot-dip galvanised
Optional finish PE	Coating

HD	Reference	↑ mm	↔ mm	↔ mm	↔ mm	kg/m	⊞	Stock	Unit
HD	DTFCL100	18	100		1500	2.030	30		m
HD	DTFCL150	18	150		1500	2.790	30		m
HD	DTFCL200	18	200		1500	3.560	30		m
HD	DTFCL250	18	250		1500	4.330	30		m
HD	DTFCL300	18	300		1500	6.480	30		m

DGTFCL

Cover for industrial floor trunking



Clippable cover, with openings for double-bit key.

Standard finish	Pre-galvanised
Optional finish HD	Hot-dip galvanised
Optional finish PE	Coating

HD	Reference	↑ mm	↔ mm	↔ mm	↔ mm	kg/m	⊞	Stock	Unit
HD	DGTFCL100	18	100		1500	2.030	30		m
HD	DGTFCL150	18	150		1500	2.790	30		m
HD	DGTFCL200	18	200		1500	3.560	30		m
HD	DGTFCL250	18	250		1500	4.330	30		m
HD	DGTFCL300	18	300		1500	6.480	30		m

BTFCL

Horizontal bend 90°



Non-perforated base
Return flanges

Radius	250 mm
Standard finish	Pre-galvanised
Optional finish HD	Hot-dip galvanised
Optional finish PE	Coating

HD	Reference	↑ mm	↔ mm	↔ mm	↔ mm	kg/piece	⊞	Stock	Unit
HD	BTFCL60.100	60	100		-	3.000	1		piece
HD	BTFCL60.150	60	150		-	3.830	1		piece
HD	BTFCL60.200	60	200		-	4.730	1		piece
HD	BTFCL60.250	60	250		-	5.710	1		piece
HD	BTFCL60.300	60	300		-	6.740	1		piece
HD	BTFCL85.100	85	100		-	3.630	1		piece
HD	BTFCL85.150	85	150		-	4.500	1		piece
HD	BTFCL85.200	85	200		-	5.430	1		piece
HD	BTFCL85.250	85	250		-	6.430	1		piece
HD	BTFCL85.300	85	300		-	7.490	1		piece
HD	BTFCL110.150	110	150		-	5.150	1		piece
HD	BTFCL110.200	110	200		-	6.120	1		piece
HD	BTFCL110.250	110	250		-	7.150	1		piece
HD	BTFCL110.300	110	300		-	8.240	1		piece

Fix with:

HD	V35.200	25	200	-	-	0.040	48	✓	piece
HD	V60.200	50	200	-	-	0.080	48	✓	piece
HD	V85.200	75	200	-	-	0.130	48	✓	piece

DBTFCL

Cover for horizontal bend




Clippable cover

Standard finish	Pre-galvanised
Optional finish HD	Hot-dip galvanised
Optional finish PE	Coating

HD	Reference	↑ mm	↔ mm	↔ mm	↔ mm	kg/piece	📦	Stock	Unit
HD	DBTFCL100	18	100		-	1.104	1		piece
HD	DBTFCL150	18	150		-	1.664	1		piece
HD	DBTFCL200	18	200		-	2.273	1		piece
HD	DBTFCL250	18	250		-	2.929	1		piece
HD	DBTFCL300	18	300		-	3.635	1		piece

DGBTFC

Cover with holes for horizontal bend



Clippable cover, with openings for double-bit key.

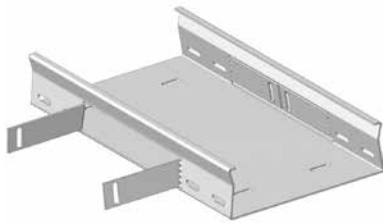
Standard finish	Pre-galvanised
Optional finish HD	Hot-dip galvanised
Optional finish PE	Coating

HD	Reference	↑ mm	↔ mm	↔ mm	↔ mm	kg/piece	📦	Stock	Unit
HD	DGBTFC100	18	100		-	1.104	1		piece
HD	DGBTFC150	18	150		-	1.664	1		piece
HD	DGBTFC200	18	200		-	2.273	1		piece
HD	DGBTFC250	18	250		-	2.929	1		piece
HD	DGBTFC300	18	300		-	3.635	1		piece

ASTFCL

Horizontal adapter 90°

2



Non-perforated base
Return flanges

Standard finish	Pre-galvanised
Optional finish HD	Hot-dip galvanised
Optional finish PE	Coating

HD	Reference	↑ mm	↔ mm	↔ mm	↔ mm	kg/piece	⊞	Stock	Unit
HD	ASTFCL60.100	60	100		-	1.030	1		piece
HD	ASTFCL60.150	60	150		-	1.480	1		piece
HD	ASTFCL60.200	60	200		-	1.980	1		piece
HD	ASTFCL60.250	60	250		-	2.620	1		piece
HD	ASTFCL60.300	60	300		-	3.320	1		piece
HD	ASTFCL85.100	85	100		-	1.230	1		piece
HD	ASTFCL85.150	85	150		-	1.720	1		piece
HD	ASTFCL85.200	85	200		-	2.290	1		piece
HD	ASTFCL85.250	85	250		-	2.950	1		piece
HD	ASTFCL85.300	85	300		-	3.680	1		piece
HD	ASTFCL110.150	110	150		-	1.970	1		piece
HD	ASTFCL110.200	110	200		-	2.580	1		piece
HD	ASTFCL110.250	110	250		-	3.280	1		piece
HD	ASTFCL110.300	110	300		-	4.050	1		piece

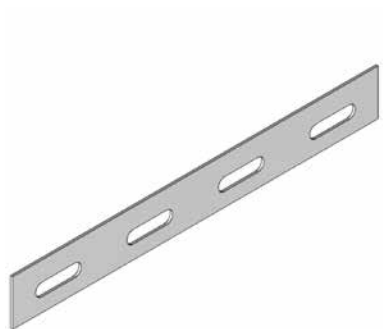
Fix with:

HD	V35.200	25	200	-	-	0.040	48	✓	piece
HD	V60.200	50	200	-	-	0.080	48	✓	piece
HD	V85.200	75	200	-	-	0.130	48	✓	piece

Multifunction junction piece, which can also be used as a T-piece or cross over piece.
Integrated connectors for potential connection.

V35.200

Joining plate



Standard finish	Pre-galvanised
Optional finish HD	Hot-dip galvanised
Optional finish PE	Coating

HD	Reference	↑ mm	↔ mm	↔ mm	↔ mm	kg/piece	⊞	Stock	Unit
HD	V35.200	25	200		-	0.040	48	✓	piece


Fix with:

HD	VM6.10	-	-	M6	10	0.008	100	✓	piece
----	--------	---	---	----	----	-------	-----	---	-------

To order per full packaging.
Minimum number bolts and nuts: 2 pieces.

V60.200

Joining plate




Standard finish	Pre-galvanised
Optional finish HD	Hot-dip galvanised
Optional finish PE	Coating

HD	Reference	↑ mm	↔ mm	↔ mm	↔ mm	kg/piece	📦	Stock	Unit
HD	V60.200	50	200		-	0.080	48	✓	piece
Fix with:									
HD	VM6.10	-	-	M6	10	0.008	100	✓	piece

To order per full packaging.
Minimum number bolts and nuts: 4 pieces.

V85.200

Joining plate



Standard finish	Pre-galvanised
Optional finish HD	Hot-dip galvanised
Optional finish PE	Coating

HD	Reference	↑ mm	↔ mm	↔ mm	↔ mm	kg/piece	📦	Stock	Unit
HD	V85.200	75	200		-	0.130	48	✓	piece
Fix with:									
HD	VM6.10	-	-	M6	10	0.008	100	✓	piece

To order per full packaging.
Minimum number bolts and nuts: 4 pieces.